

Tacoma

2015



I TRD Pro

Get ready to have some serious fun with the most adrenaline-inducing lineup of off-road vehicles ever unleashed, the 2015 TRD Pro. Toyota's nearly three decades of off-road heritage has laid the groundwork for the development of the new high-performance TRD Pro. This new lineup was inspired by true off-road enthusiasts, with each part engineered, tested and tuned by Toyota engineers. Tacoma TRD Pro, available on Access Cab or Double Cab, is the real deal, designed with true-grit off-road capability and built for loads of thrilling off-road fun. Let's get dirty!



TRD Pro shown in Inferno (prototype).

Dirty, desirable and ruler of the off-road.

Ditch the pavement and hit the dirt in the 2015 Tacoma TRD Pro, the midsize pickup that can handle just about any situation you can throw at it. Tacoma stands out on the trail with features such as a unique front grille and high-performance off-road tires that take its capability to the extreme.



TRD PRO SERIES

Tough looking with an attitude to match – meet the TRD Pro Series: Tundra, Tacoma and 4Runner. Each vehicle is packed with true off-road capability and ready to kick up some dirt.



HIGH-PERFORMANCE SUSPENSION

Both front and rear suspensions feature larger Bilstein® monotube shocks that hold additional shock fluid and larger pistons to help optimize your Tacoma's off-road performance.



OFF-ROAD WHEELS AND TIRES

With true off-road capability, the Tacoma TRD Pro never backs down. The 16-in. beadlock-style wheels are wrapped in BFGoodrich® All-Terrain tires and are designed to give you optimal balance for both off-road adventures and on-road performance.



TRD Pro shown in Inferno (prototype).

Dreams are made of this: dirt, sand, rocks and campfires.

You can spend your day dreaming, or you can get your friends together, pack your gear and hop in a 2015 Toyota Tacoma. Its rugged body and available off-road technology provide everything you need to find the next secret spot and come back with great stories. Everyone rides comfortably in the spacious interior, and you'll find all the tech stuff you need to keep everyone hyped and happy. This adventurous lifestyle can be tough on a truck: That's why Tacoma comes with a fiber-reinforced Sheet-Molded Composite (SMC) bed that provides better impact strength than steel. The only tougher part on this truck is its attitude. The thrills are just about to begin on this dream machine. Let's go places.



"So great to get everyone together — reunions should be twice a year."



Cargo and load capacity limited by weight and distribution.



4x4 Double Cab shown in Barcelona Red Metallic with available TRD Off-Road Package.

It's not about the trip. It's about getting there, pronto.

We get it: You want to get there, and quick. The 2015 Tacoma is ready to get the adventure started with available 4WD, an electronically controlled transfer case, stability control sensors and available BFGoodrich® off-road tires, which help deliver maximum traction so that even if the route to base camp gets a bit tough, you'll rarely have to turn back.


RIGID WHERE IT COUNTS

A truck's reputation rides on its frame. Tacoma is built on a rugged frame strengthened with 8-in. cross members, stout center side rails and rear inner-channel reinforcements.



TRACTION MASTER

Don't let a patch of knee-deep sand give you the slip. Tacoma's available electronically controlled locking rear differential distributes power evenly to both rear wheels, providing more grip in low-traction conditions. **HOW IT WORKS** A steel sleeve actuator locks the slide gear to the ring gear, locking the rear axles. Once locked, the rear axle can apply all of its traction to help get your truck moving in the right direction.



BUILT TO BEAT THE HEAT

Available Bilstein® shocks know how to keep their cool under pressure, delivering consistent performance when the going gets rough. Not to be outdone, Tacoma's ventilated front disc brakes also offer cool and confident stopping power.



4x4 Double Cab standard bed V6 shown in Barcelona Red Metallic with available TRD Off-Road Package.

Brave heart, brave soul. You've found your perfect match.

An adventurous lifestyle requires a fearless heart. How's 236 hp for fearless? That's what you'll get with the available V6 on Tacoma. We're talking 266 lb.-ft. of torque at 4000 rpm when it comes to towing power. Talk about a soul mate. Tacoma comes with the same heart and guts you do — only it can haul a lot more. It makes sense now: You two go so well together.



LEAN AND MEAN

The design of Tacoma's available V6 engine puts the spark plugs in the center of the combustion chamber. This pentroof combustion creates a cleaner, more efficient burn and increases both performance and fuel efficiency.



ANTI-LOCK BRAKE SYSTEM

To help avoid wheel lockup and maintain steering control, Tacoma uses a sophisticated computer-controlled system that pulsates the brakes during hard braking or when braking on a slippery surface. If the wheels begin to lock, the computer directs the brakes to pulse rapidly — far more rapidly than humanly possible — allowing the wheels to continue rotating rather than skid.



4x4 Double Cab standard bed V6 shown in Blue Ribbon Metallic with available Limited Package, V6 Tow Package¹ accessory front skid plate and chrome tube steps.

1. See footnote 24 in Disclosures section.

Stretch out before getting out of the truck.

Everyone rides comfortably in the Double Cab Tacoma. The available heated SofTex® seats make it feel like you're sitting on a cloud. There's so much leg room that you can step out of the truck straight into the adventure, and you will find plenty of space to stow away your gear and accessories on the way there or while you're gone. So if on your next trip it seems that Tacoma was built exactly for that journey, well, it's because it was.

TOUGH UNDERFOOT


Crafted for a custom fit, this available all-weather rubber floor is durable, waterproof, non-staining and helps make interior cleanup a breeze.

SIX AIRBAGS¹

Even the most daring adventurers take safety seriously. Should trouble prove unavoidable, Tacoma provides a comprehensive airbag system that includes driver and front passenger airbags with the Advanced Airbag System, driver and front passenger seat-mounted side airbags, and front and rear side curtain airbags.




Photo not intended to replicate actual inflated airbags.



STEALTH STORAGE

Double Cab features rear seats that fold up or fold down to reveal storage compartments perfect for keeping things out of sight, yet quickly and easily accessible.

1. See footnote 16 in Disclosures section.



Double Cab interior shown in Graphite with available Entune™ Premium JBL® Audio with Navigation¹ and App Suite² 2013 model shown.

1. See footnote 10 in Disclosures section. 2. See footnote 11 in Disclosures section.

Entune™ Premium JBL® Audio with Navigation¹ and App Suite²

Music plays a huge part of the trip, whether you're getting pumped for takeoff or reminiscing about the highlights of the day. The available Entune™ Premium Audio makes it all better with a JBL® sound system. *Bluetooth*®³ wireless smartphone connectivity and a variety of apps make everything easier, from eating out to going to the movies, all from a huge 6.1-in. touch-screen.



CHANGE GEARS OR MUSIC

All Tacoma models equipped with an automatic transmission come standard with this sporty shift lever, finished with a sharp, brushed-aluminum look. Behind the shift lever, you'll find a standard auxiliary audio jack where you can plug in your iPod®⁴ or other compatible digital music player and enjoy MP3/WMA playback capability.



JBL® 7-SPEAKER SYSTEM

Sometimes the sound of gravel flying while you're off-roading is enough. But for those times you want more, select Tacoma models offer a premium JBL® 7-speaker multimedia system with Entune™ Premium Audio with Navigation and App Suite.



4x2 Double Cab interior shown in Graphite with available TRD Sport Package and Entune™ Premium JBL® Audio with Navigation¹ and App Suite² 2014 model shown.

1. See footnote 10 in Disclosures section. 2. See footnote 11 in Disclosures section.

On this bed, you don't sleep. You live your dream.

This is what makes a truck: a sturdy, spacious bed that holds all of your toys, gear and tools. For the 2015 Tacoma, that's just the beginning. Its fiber-reinforced composite bed has better impact strength than steel. Everywhere you look, you will find thoughtful additions like rails, rings and compartments that make loading, unloading and everything in between super easy. Get the most out of it with the available accessory bed extender — same bed, a lot more room.



ONE TOUGH COMPOSITE

The fiber-reinforced Sheet-Molded Composite (SMC) material in the bed of Tacoma isn't just a bedliner, it's the bed itself. And while it may be handsome, it's not there for looks. This rugged material actually provides better impact strength than steel.



STOW IT

While there's plenty of storage inside Tacoma, this handy in-bed storage compartment is perfect for stashing dirtier items like rags, spray lube or miscellaneous tools.



POWER UP

Mounted in the bed of Tacoma TRD Pro or models with the available TRD Off-Road or Sport Packages, this 115V AC outlet enables you to pull power when and where you need it. Even when you're miles from civilization.



LASH IT DOWN

Tacoma's fiber-reinforced Sheet-Molded Composite (SMC) bed features a standard Deck Rail System with four adjustable tie-down cleats to help ensure your gear stays put.



4x4 Double Cab standard bed V6 shown in Blue Ribbon Metallic with available TRD Sport Package. 2013 model shown.



4x4 Access Cab V6 shown in Silver Sky Metallic with available TRD Off-Road Package and accessory bed extender. 2013 model shown.

Every adventure is one part gear, one part guts.

Protect, extend, equip and outfit Tacoma with the right gear for your game. More bed space, more pulling power and more off-road presence are just some of the ways you can upgrade your truck with Genuine Toyota Accessories. Plus, they're all designed specifically for Tacoma, so even the most functional accessories come loaded with attitude to match the rest of your truck.

YOU'VE GOT PULL¹

Tacoma's available accessory ball mount and trailer ball are built for the long haul. A Class-III hitch, it's more than capable of handling Tacoma's maximum towing capacity and works with a 4-pin wiring harness. The receiver hitch also features dual-layer paint to help protect against the elements, corrosion and UV rays.



EXTEND IT

Hard to believe Tacoma could be made to work any harder than it already does. But the available accessory bed extender does just that, letting you use the extra space when the tailgate is lowered.



FORCED INDUCTION

Boost power and performance with the available TRD intercooled supercharger kit² for Tacoma's 4.0L V6 engine. The system produces nearly 60 extra horsepower at 5400 rpm and 52 lb.-ft. of torque at just 3600 rpm. Includes all necessary hardware and instructions for a "factory-installed" appearance.



4x4 Access Cab V6 shown in Silver Sky Metallic with available TRD Off-Road Package and accessory front skid plate.

Color



Black



Blue Ribbon Metallic¹



Barcelona Red Metallic



Pyrite Mica¹



Magnetic Gray Metallic²



Silver Sky Metallic



Super White

TRD Pro



Black




Inferno*



Super White


Trim




Access Cab with
Base grade fabric in Graphite




Access Cab with
PreRunner Sport fabric in Graphite



Double Cab SR5
fabric in Graphite



Double Cab SR5
fabric in Sand Beige



Double Cab Limited Package
with SofTex® in Graphite

Packages



Convenience Package



SR Package



SR5 Package



TRD Off-Road Package



TRD Sport Package



Limited Package

Utility Package: Removes rear: seats, headrests, seatbelts, speakers and console box

V6 Tow Package:¹ Class-IV towing receiver hitch, transmission and supplemental oil coolers (transmission cooler not available on manual transmission models), 130-amp alternator, heavy-duty battery, 7-pin connector with converter, and Trailer-Sway Control (TSC)²

Convenience Package: Power mirrors, sliding rear window with privacy glass, cruise control, leather-trimmed steering wheel, and remote keyless entry system

SR Package: 16-in. black alloy wheels with P245/75R16 7JJ tires; color-keyed front and rear bumpers, grille surround, overfenders, door handles and power outside mirrors with turn signal indicators; headlights with smoked trim; and fog lights (V6 models only)

SR5 Package: Fog lights, chrome grille surround and rear bumper, color-keyed front bumper and overfenders, variable intermittent windshield wipers, power outside mirrors, sliding rear window with privacy glass, bucket seats with 4-way adjustable driver's seat with lumbar support, SR5 fabric-trimmed seating surfaces, cruise control, leather-trimmed steering wheel with audio controls, leather-trimmed shift lever (automatic transmission models only), metallic-toned instrument panel trim, dual sun visors with sliding extensions and vanity mirrors, remote keyless entry system and tailgate-handle integrated backup camera³

TRD Off-Road Package: Off-road-tuned suspension with Bilstein® shocks, electronically controlled locking rear differential, 16-in. alloy wheels with P265/70R16 BFGoodrich® tires, Active Traction Control (A-TRAC) (4x4 models only), Hill Start Assist Control (HAC)⁴ and Downhill Assist Control (DAC)⁵ (4x4 automatic transmission models only), fog lights, chrome grille surround and rear bumper, color-keyed front bumper and overfenders, TRD Off-Road graphics, variable intermittent windshield wipers, power outside mirrors, sliding rear window with privacy glass, engine skid plate, front tow hook, Sport fabric-trimmed front seats with driver's lumbar support (passenger-side fold-flat feature delete), cruise control, leather-trimmed steering wheel with audio controls, leather-trimmed shift lever (automatic transmission models only), metallic-toned instrument panel trim, dual sun visors with sliding extensions and vanity mirrors, 115V/400W deck-mounted AC power outlet, remote keyless entry system and tailgate-handle integrated backup camera³

TRD Sport Package: Fog lights, Sport suspension with Bilstein® shocks, 17-in. alloy wheels with P265/65R17 tires, hood scoop; color-keyed grille surround, bumpers, power outside mirrors, door handles, overfenders; TRD Sport graphics, variable intermittent windshield wipers, sliding rear window with privacy glass, Sport fabric-trimmed front seats with driver's lumbar support (passenger-side fold-flat feature delete), cruise control, leather-trimmed steering wheel with audio controls, leather-trimmed shift lever (automatic transmission models only), metallic-toned instrument panel trim, dual sun visors with sliding extensions and vanity mirrors, overhead console with maplights and sunglasses storage, 115V/400W deck-mounted AC power outlet, remote keyless entry system and tailgate-handle integrated backup camera³

Limited Package: SofTex®-trimmed seats, heated front sport seats with 4-way adjustable driver's seat, 18-in. chrome-clad alloy wheels with P265/60R18 tires, chrome grille surround and rear bumper, color-keyed front bumper and overfenders, chrome fog light housing, chrome door handles, chrome power outside mirrors with turn signal indicators, fog lights, variable-speed wipers, metallic-toned instrument panel trim, leather-trimmed steering wheel with audio controls and shifter, dual sun visors with sliding extensions and vanity mirrors, auto-dimming rearview mirror with HomeLink®⁶ universal transceiver, Limited badge; includes Convenience Package and Entune™ Premium JBL® Audio with Navigation,⁷ App Suite⁸ and integrated backup camera display³

1. See footnote 24 in Disclosures section. 2. See footnote 27 in Disclosures section. 3. See footnote 23 in Disclosures section. 4. See footnote 20 in Disclosures section. 5. See footnote 21 in Disclosures section. 6. See footnote 12 in Disclosures section. 7. See footnote 10 in Disclosures section. 8. See footnote 11 in Disclosures section.

Features¹

	ACCESS CAB		DOUBLE CAB	
	4x2	PRERUNNER/ 4x4	4x2	PRERUNNER/ 4x4
INTERIOR				
Air conditioning	S	S	S	S
Entune™ Audio — includes the Entune™ Multimedia Bundle ² (6.1-in. touch-screen display, AM/FM CD player, MP3/WMA playback capability, auxiliary audio jack, USB 2.0 port ³ with iPod ^{®4} connectivity and control, advanced voice recognition ⁵ ; hands-free phone capability, phone book access and music streaming ⁶ via Bluetooth ^{®7} wireless technology)	S	S	S	S
Entune™ Audio Plus — includes the Entune™ Multimedia Bundle ² (6.1-in. high-resolution touch-screen display, AM/FM CD player, six speakers, MP3/WMA playback capability, auxiliary audio jack, USB 2.0 port ³ with iPod ^{®4} connectivity and control, advanced voice recognition ⁵ ; hands-free phone capability, phone book access and music streaming ⁶ via Bluetooth ^{®7} wireless technology), SiriusXM All Access Radio ⁸ with 3-month complimentary trial, HD Radio, ^{TM9} HD traffic and weather ⁹ in major metro areas	P	P	P	P
Entune™ Premium Audio with Navigation ¹⁰ and App Suite ¹¹ — includes the Entune™ Multimedia Bundle ² (6.1-in. high-resolution touch-screen with split-screen display, AM/FM CD player, six speakers, auxiliary audio jack, USB 2.0 port ³ with iPod ^{®4} connectivity and control, advanced voice recognition ⁵ ; hands-free phone capability, phone book access and music streaming ⁶ via Bluetooth ^{®7} wireless technology), HD Radio, ^{TM9} HD predictive traffic and Doppler weather ⁹ overlay, AM/FM cache radio, SiriusXM All Access Radio ⁸ with 3-month complimentary trial and Gracenote [®] album cover art	P	P	P	P
Entune™ Premium JBL [®] Audio with Navigation ¹⁰ and App Suite ¹¹ — includes the Entune™ Multimedia Bundle ² (6.1-in. high-resolution touch-screen with split-screen display, AM/FM CD player with MP3/WMA playback capability, six JBL [®] speakers plus one subwoofer, auxiliary audio jack, USB 2.0 port ³ with iPod ^{®4} connectivity and control, advanced voice recognition ⁵ ; hands-free phone capability, phone book access and music streaming ⁶ via Bluetooth ^{®7} wireless technology), HD Radio, ^{TM9} HD predictive traffic and Doppler weather ⁹ overlay, AM/FM cache radio, SiriusXM All Access Radio ⁸ with 3-month complimentary trial and Gracenote [®] album cover art	–	–	–	P
Fabric-trimmed seats and front bucket seats; 4-way adjustable driver's seat; 4-way adjustable fold-flat front passenger seat	S	S	–	–
Fabric-trimmed seats and front bucket seats; 4-way adjustable driver's seat with lumbar support; 4-way adjustable front passenger seat	P	P	S	S
Sport fabric-trimmed seats and front bucket seats; 4-way adjustable driver's seat with lumbar support; 4-way adjustable front passenger seat (with fold-flat capability on Double Cab)	–	P	P	P
SofTex [®] -trimmed seats and heated front sport seats with 4-way adjustable driver's seat	–	–	–	P
Fold-up rear bench seat with under-seat storage	S	S	–	–
60/40 split rear seat with adjustable headrests and under-seat storage	–	–	S	S
Cruise control	P	P	P	P
Tilt/telescopic steering wheel with audio controls	S	S	S	S
Leather-trimmed tilt/telescopic steering wheel with audio controls	P	P	P	P
Analog instrumentation with speedometer, tachometer, fuel and coolant temperature gauges; LCD display with tripmeters and clock	S	S	S	S
Leather-trimmed shift lever	P	P	P	P
Remote keyless entry system	P	P	P	P
Power windows and door locks	S	S	S	S
Auto-dimming rearview mirror with HomeLink ^{®12}	–	–/P	–	P
Overhead console with maplights, garage door opener compartment and sunglasses storage	S	S	S	S
Center console with covered armrest and storage compartment	S	S	S	S
Rear bulkhead storage	–	–	S	S
Two 12V auxiliary power outlets	S	S	S	S
Dual sun visors with front passenger vanity mirror	S	S	S	S
Dual sun visors with sliding extensions and vanity mirrors	P	P	P	P
Five cup and bottle holders	S	S	S	S
SAFETY AND CONVENIENCE				
 Star Safety System™ — includes Vehicle Stability Control (VSC); ¹³ Traction Control (TRAC), Anti-lock Brake System (ABS), Electronic Brake-force Distribution (EBD), Brake Assist (BA) ¹⁴ and Smart Stop Technology [®] (SST) ¹⁵	S	S	S	S
Driver and front passenger Advanced Airbag System ¹⁶	S	S	S	S
Front passenger airbag cutoff switch ¹⁷	S	S	S	S
Driver and front passenger seat-mounted side airbags, front and rear side curtain airbags ¹⁶	S	S	S	S
Driver and front passenger active headrests ¹⁸	S	S	S	S

Features (continued)

	ACCESS CAB		DOUBLE CAB	
	4x2	PRERUNNER/ 4x4	4x2	PRERUNNER/ 4x4
SAFETY AND CONVENIENCE (continued)				
3-point seatbelts for all seating positions	S	S	S	S
Driver-side Emergency Locking Retractor (ELR) and Automatic/Emergency Locking Retractor (ALR/ELR) on all passenger belts	S	S	S	S
LATCH (Lower Anchors and Tethers for CHildren) includes top tether anchor for all rear outboard seating positions on Double Cab and Access Cab	S	S	S	S
Child-protector rear door locks	–	–	S	S
Side-impact door beams	S	S	S	S
Tire Pressure Monitor System (TPMS) ¹⁹	S	S	S	S
Daytime Running Lights (DRL)	S	S	S	S
Hill Start Assist Control (HAC) ²⁰ (4x4, automatic transmission only)	–	P	–	P
Downhill Assist Control (DAC) ²¹ (4x4, automatic transmission only)	–	P	–	P
Engine immobilizer ²² (V6 only)	–	S	–	S
EXTERIOR				
Multi-reflector halogen headlights	S	S	S	S
Fog lights	–	P	–	P
Black grille insert and argent surround, black door handles, outside mirrors and front and rear bumpers	S	S	S	S
Black overfenders	–	S	S	S
Color-keyed front bumper, overfenders and chrome rear bumper	P	P	P	P
Color-keyed bumpers, overfenders, grille surround, door handles, and outside mirrors with turn signal indicators	–	P	–	P
Color-keyed hood scoop	–	P	–	P
Fiber-reinforced Sheet-Molded Composite (SMC) inner bed with steel outer panels, storage compartments, rail caps and removable tailgate	S	S	S	S
Deck Rail System with four adjustable tie-down cleats	S	S	S	S
115V/400W deck-mounted AC power outlet	–	P	–	P
Four fixed cargo bed tie-down points	S	S	S	S
Power outside mirrors	P	P	S	S
Dual rear-hinged access doors	S	S	–	–
Two-speed windshield wipers	S	S	S	S
Variable intermittent windshield wipers	P	P	P	P
Sliding rear window with privacy glass	P	P	P	P
Rear mudguards	S	–	S	–
Front and rear mudguards	–	S	–	S
Skid plates: engine/front suspension	–	P/S	–	P/S
Tailgate-handle integrated backup camera ²³	P	P	P	P
WHEELS				
A – 15-in. styled steel wheels with P215/70R15 tires	S	–	S	–
B – 16-in. styled steel wheels with P245/75R16 tires	–	S	–	S
C – 16-in. black alloy wheels with P245/75R16 tires	–	P	–	P
D – 16-in. alloy wheels with P265/70R16 tires	–	P	–	P
E – 17-in. alloy wheels with P265/65R17 tires	–	P	–	P
F – 18-in. chrome-clad alloy wheels with P265/60R18 tires	–	–	–	P

S = Standard O = Optional – = Not available P = Available as part of a package



[A]



[B]



[C]



[D]



[E]



[F]

See numbered footnotes in Disclosures section.

Specifications

	ACCESS CAB		DOUBLE CAB	
	4x2	PRERUNNER/ 4x4	4x2	PRERUNNER/ 4x4
MECHANICAL/PERFORMANCE				
ENGINE				
2.7-Liter DOHC 16-Valve 4-Cylinder with VVT-i; 159 hp @ 5200 rpm, 180 lb.-ft. @ 3800 rpm	S	O	S	S
4.0-Liter DOHC 24-Valve V6 with VVT-i; 236 hp @ 5200 rpm, 266 lb.-ft. @ 4000 rpm	–	O	–	S
EMISSION RATING				
Low Emission Vehicle II (LEV-II)	S	S	S	S
TRANSMISSION				
5-speed manual transmission	S	S	–	–
6-speed manual transmission	–	O	–	O
4-speed Electronically Controlled automatic Transmission with intelligence (ECT-i)	O	O	S	S
5-speed Electronically Controlled automatic Transmission with intelligence (ECT-i)	–	O	–	O
Clutch start-cancel switch (manual transmission only)	–	S	–	S
DRIVETRAIN				
Rear-Wheel Drive with Automatic Limited-Slip Differential (Auto LSD)	S	S	S	S
4WDemand part-time 4WD with electronically controlled transfer case (4x4 only) with Automatic Limited-Slip Differential (Auto LSD)	–	S	–	S
Active Traction Control (A-TRAC)	–	P	–	P
BODY CONSTRUCTION				
One-piece frame rails with 8-in. cross members and fully boxed front sub-frame	S	S	S	S
SUSPENSION				
Front coil-spring double-wishbone suspension and stabilizer bar; rear leaf spring suspension with staggered outboard-mounted gas shock absorbers and stabilizer bar	S	S	S	S
STEERING				
Variable-assist power rack-and-pinion steering	S	S	S	S
Turning circle diameter, curb-to-curb (ft.)	42.3	40.7	40.7	44.0
BRAKES				
Power-assisted ventilated front disc brakes; rear drum brakes with tandem booster and Star Safety System™	S	S	S	S

	ACCESS CAB		DOUBLE CAB		
	4x2	PRERUNNER/ 4x4	4x2	PRERUNNER/ 4x4 SHORT BED	PRERUNNER/ 4x4 LONG BED
MECHANICAL/PERFORMANCE					
EXTERIOR DIMENSIONS (in.)					
Overall height	66.1	70.3	66.1	70.1	70.1
Overall width	72.2	74.6	74.6	74.6	74.6
Overall length	208.1	208.1	208.1	208.1	221.3
Wheelbase	127.4	127.4	127.4	127.4	140.6
Bed length	73.5	73.5	60.3	60.3	73.5
Bed height	18.0	18.0	18.0	18.0	18.0
Bed width (total/between wheelwells)	56.7/41.5	56.7/41.5	56.7/41.5	56.7/41.5	56.7/41.5
Track (front/rear)	61.0/61.0	63.0/63.4	61.0/61.0	63.0/63.4	63.0/63.4
INTERIOR DIMENSIONS (in.) (front/rear seat)					
Head room	40.0/35.2	40.0/35.2	40.2/38.5	40.2/38.5	40.2/38.5
Hip room	53.6/53.6	53.6/53.6	53.6/55.2	53.6/55.2	53.6/55.2
Leg room	41.7/28.2	41.7/28.2	41.7/32.6	41.7/32.6	41.7/32.6
Shoulder room	57.7/57.7	57.7/57.7	57.7/59.3	57.7/59.3	57.7/59.3
OFF-HIGHWAY					
Approach/departure/breakover angle (degrees)	27/20/20	35/26/24	27/20/20	35/26/21	35/25/20
Ground clearance (in.)	8.1	9.3	8.1	9.3	9.3
Electronically controlled locking rear differential (V6 only)	–	P	–	P	P

S = Standard O = Optional – = Not available P = Available as part of a package

See numbered footnotes in Disclosures section.

Specifications (continued)

MECHANICAL/PERFORMANCE	ACCESS CAB		4x2	DOUBLE CAB	
	4x2	PRERUNNER/ 4x4		4x4	PRERUNNER/ 4x4 SHORT BED
RATIOS					
4x4 transfer case (high/low)	-	-/1.00/2.57	-	-/1.00/2.57	-/1.00/2.57
Axle (manual transmission) (4-cylinder)	3.31	4.10	-	-/-	-/-
Axle (automatic transmission) (4-cylinder)	3.58	3.58/4.10	3.58	3.58/-	3.58/-
Axle (manual transmission) (V6)	-	3.73	-	-/3.73	-/-
Axle (automatic transmission) (V6)	-	3.73/3.73	-	3.73/3.73	3.73/3.73
WEIGHTS AND CAPACITIES					
Curb weight (4-cylinder) (lb.)					
Manual transmission	3615	-/4030	-	-/-	-/-
Automatic transmission	3645	3810/4050	3765	3890/-	-/-
Curb weight (V6) (lb.)					
Manual transmission	-	-/4105	-	-/4195	-/-
Automatic transmission	-	3900/4140	-	3985/4220	4070/4285
Gross Vehicle Weight Rating (GVWR) (4-cylinder) (lb.)					
Manual transmission	4900	-/5350	-	-/-	-/-
Automatic transmission	4900	5250/5350	4900	5250/-	-/-
Gross Vehicle Weight Rating (GVWR) (V6) (lb.)					
Manual transmission	-	-/5500	-	-/5500	-/-
Automatic transmission	-	5400/5500	-	5400/5500	5400/5500
Gross Combined Weight Rating (GCWR) (4-cylinder) (lb.)					
Manual transmission	7500	-/8000	-	-/-	-/-
Automatic transmission	7500	8000/8000	7500	8000/-	-/-
Gross Combined Weight Rating (GCWR) (V6) (lb.)					
Manual transmission (V6 with Tow Package ²⁴)	-	-/8100 (11,100)	-	-/8100 (11,100)	-/-
Automatic transmission (V6 with Tow Package ²⁴)	-	8100 (11,100)	-	8100 (11,100)	8100 (11,100)
Payload ²⁵ (4-cylinder) (lb.)					
Manual transmission	1285	-/1320	-	-/-	-/-
Automatic transmission	1255	1440/1300	1175	1360/-	-/-
Payload ²⁵ (V6) (lb.)					
Manual transmission	-	-/1395	-	-/1305	-/-
Automatic transmission	-	1500/1360	-	1415/1250	1330/1215
Fuel tank (gal.)	21.1	21.1	21.1	21.1	21.1
Passenger volume (cu. ft.) (behind front/rear seat)	55.6/33.1	55.6/33.1	55.8/43.1	55.8/43.1	55.8/43.1
Seating capacity	4 (2) ²⁶	4	5	5	5
TOWING²⁴ MAXIMUM (lb.) (SAE J2807 towing rating-compliant)					
Class-IV towing receiver hitch, transmission and supplemental oil coolers (transmission cooler not available on manual transmission models), 130-amp alternator, heavy-duty battery, 7-pin connector with converter, and Trailer-Sway Control (TSC) ²⁷ (V6 only)	-	P	-	P	P
Tongue load (4-cylinder/V6)	350	350	350	350/-	-/-
Tongue load (V6 with V6 Tow Package)	-	650	-	640	630
Towing capacity (4-cylinder/V6)	3500	3500	3400	3500	3500
Towing capacity (V6 with V6 Tow Package)	-	6500	-	6400	6300
TIRES					
Spare — Full-size	S	S	S	S	S
MILEAGE ESTIMATES (mpg city/highway)²⁸					
4-cylinder manual transmission	21/25	-	-	-	-
4-cylinder automatic transmission	19/24	19/24 (4x4: 18/21)	19/24	19/24 -	19/24 -
V6 manual transmission	-	(4x4: 16/19)	-	(4x4: 16/19)	-/-
V6 automatic transmission	-	17/21 (4x4: 16/21)	-	17/21 (4x4: 16/21)	17/21 (4x4: 16/21)

S = Standard O = Optional - = Not available P = Available as part of a package

TRD Pro Highlights



Extreme fun. Extreme capability.

Top features available on Double Cab or Access Cab models.

- TRD-tuned high-performance Bilstein® shocks
- TRD black beadlock-style alloy wheels
- BFGoodrich® All-Terrain T/A KO off-road tires
- TRD cat-back exhaust system
- TRD floor mats²⁹ and shift knob
- Unique “TOYOTA” front grille and matte-black badges

TRD Pro shown in Inferno (prototype).

For additional information on TRD Pro, please visit toyota.com/tacoma

Tacoma Accessories



Roof rack



BedStep^{®31}



Tube steps



Locking-fork bike rack³¹

EXTERIOR

- Alloy wheel locks
- Baja 16-in. alloy wheels³⁰
- Exhaust tip
- Front skid plate
- Hood protector
- Locking-fork bike rack³¹
- Mini tie-down with hooks³¹
- Paint protection film³²
- Roof rack
- Running boards
- Spare tire lock
- Tool storage box
- Tube steps

INTERIOR

- All-weather floor mats²⁹
- Ashtray cup
- Carpet floor mats²⁹
- Doorsill protectors
- Emergency assistance kit
- First aid kit
- RS3200+ Vehicle Security System³³

TOWING²⁴

- Ball mount
- Tow hitch receiver
- Towing wire harness
- Trailer ball

BED³¹

- Bed extender
- Bed mat
- Bed net
- BedStep[®]
- Cargo divider
- Cargo net — exterior

TRD PERFORMANCE

- TRD 6-speed shift knob
- TRD 16-in. off-road alloy wheels
- TRD 16-in. off-road beadlock-style alloy wheels
- TRD high-performance brake pads
- TRD oil cap
- TRD performance air filter
- TRD performance exhaust system
- TRD performance oil filter
- TRD quickshifter
- TRD radiator cap
- TRD supercharger³⁴

See numbered footnotes in Disclosures section.

CARS BUILT FOR THE WAY YOU LIVE

At Toyota, we build cars for how you live. From building advanced safety features designed to help prevent crashes to driving cross-country to understand how we can make your driving experience better, our work starts with understanding your needs. Building cars for how you live also means thinking about tomorrow—from fuel efficiency and environmental innovations, to things beyond cars, like a bicycle that you can control with your mind. And because what we learn building cars can help improve lives in other places, we do things like help communities rebuild their homes quickly after a disaster and work with soup kitchens to help them serve more people faster. Toyota. Built for how you live. Together we are going places.

DISCLOSURES

1. Toyota strives to build vehicles to match customer interest and thus they typically are built with popular options and option packages. Not all options/packages are available separately and some may not be available in all regions of the country. See toyota.com for information about options/packages commonly available in your area. If you would prefer a vehicle without any or with different options, contact your dealer to check for current availability or the possibility of placing a special order. 2. Entune™ is a trademark of Toyota Motor Corporation. Always drive safely, obey traffic laws and focus on the road while driving. Services vary by phone/carrier. Functionality depends on many factors. Services subject to change. For enrollment and more details, see toyota.com/entune. 3. May not be compatible with all mobile phones, MP3/WMA players and like models. 4. iPod® and iPhone® are registered trademarks of Apple Inc. All rights reserved. 5. Advanced voice recognition capabilities vary by head unit. 6. Apps/services vary by phone/carrier; functionality depends on many factors. Select apps use large amounts of data; you are responsible for charges. Apps and services subject to change. See toyota.com/entune for details. 7. Concentrating on the road should always be your first priority while driving. Do not use the hands-free phone system if it will distract you. The Bluetooth® word mark and logos are registered trademarks owned by Bluetooth SIG, Inc. and any use of such marks by Toyota is under license. A compatible Bluetooth®-enabled phone must first be paired. Phone performance depends on software, coverage and carrier. 8. SiriusXM services require a subscription after 3-month trial period. **Subscriptions governed by SiriusXM Customer Agreement available at www.siriusxm.com. If you decide to continue your SiriusXM service at the end of your complimentary trial, the plan you choose will automatically renew and bill at then-current rates until you call 1-866-635-2349 to cancel.** Fees and programming subject to change. Available only to those at least 18 years of age in the 48 contiguous United States and D.C. 9. Be sure to obey traffic regulations and maintain awareness of road and traffic conditions at all times. HD Radio™ Technology manufactured under license from iBiquity Digital Corporation U.S. and Foreign Patents. HD Radio™ and the HD, HD Radio, and "Arc" logos are proprietary trademarks of iBiquity Digital Corp. 10. Be sure to obey traffic regulations and maintain awareness of road and traffic conditions at all times. Availability and accuracy of the information provided by the navigation system is dependent upon many factors. Use common sense when relying on information provided. Services and programming subject to change. Services not available in every city or roadway; updates may be available at an additional cost from your dealer. See your *Navigation System Owner's Manual* for details. 11. Be sure to obey traffic regulations and maintain awareness of road and traffic conditions at all times. Apps/services vary by phone/carrier; functionality depends on many factors. Select apps use large amounts of data; you are responsible for charges. Apps and services subject to change. See toyota.com/entune for details. 12. HomeLink® is a registered trademark of Johnson Controls, Inc. 13. Vehicle Stability Control (VSC) is an electronic system designed to help the driver maintain vehicle control under adverse conditions. It is not a substitute for safe driving practices. Factors including speed, road conditions and driver steering input can all affect whether VSC will be effective in preventing a loss of control. Please see your *Owner's Manual* for further details. 14. Brake Assist is designed to help the driver take full advantage of the benefits of ABS. It is not a substitute for safe driving practices. Braking effectiveness also depends on proper brake-system maintenance and tire and road conditions. 15. Smart Stop Technology® operates only in the event of certain simultaneous brake and accelerator pedal applications. When engaged, the system will reduce power to help the brakes bring the vehicle to a stop. Factors including speed, road conditions and driver input can all impact stopping distance. Smart Stop Technology® is not a substitute for safe and attentive driving and does not guarantee instant stopping. Please see your *Owner's Manual* for further details. 16. All the airbag (AB) systems are Supplemental Restraint Systems. All ABs (if installed) are designed to inflate only under certain conditions and in certain types of severe collisions: frontal and knee ABs typically inflate in frontal collisions; side and side curtain ABs in side collisions; Roll-Sensing Curtain ABs at a severe tilt degree, roll or lateral G-force. In all other accidents, the ABs will not inflate. To decrease the risk of injury from an inflating AB, always wear seatbelts, sit upright in the middle of the seat as far back as possible and do not lean against the door. Do not put objects in front of an AB or around the seatback. Do not use a rearward-facing child seat in any front passenger seat. The force of an inflating AB may cause serious injury or death. See your *Owner's Manual* for further information/warnings. 17. Do not use rearward-facing child seats in any front passenger seat without switching off the passenger-side airbag. Please see your *Owner's Manual* for details. 18. Active front headrests can help reduce the extent of whiplash in certain types of rear-end collisions. 19. The Toyota Tire Pressure Monitor alerts the driver when tire pressure is critically low. For optimal tire wear and performance, tire pressure should be checked regularly with a gauge; do not rely solely on the monitor system. See your *Owner's Manual* for details. 20. HAC is designed to help minimize backward rolling on steep ascents. It is not a substitute for safe driving judgment and practices. Factors including grade, surface conditions and driver input can all affect whether HAC will be effective in preventing a loss of control. See *Owner's Manual* for details. 21. DAC is designed to help the driver maintain vehicle control and speed on steep, downhill descents. It is not a substitute for safe driving judgment and practices. Factors including speed, grade, surface conditions and driver input can all affect whether DAC will be effective in preventing a loss of control. Please see your *Owner's Manual* for further details. 22. The engine immobilizer is a state-of-the-art anti-theft system. When you insert your key into the ignition switch, the key transmits an electronic code to the vehicle. The engine will only start if the code in the transponder chip inside the key matches the code in the vehicle's immobilizer. Because the transponder chip is embedded in the key, it can be costly to replace. If you lose a key, your Toyota dealer can help, or you can find a qualified independent locksmith to replace your key or perform high-security key services at www.aloa.org 23. The backup camera does not provide a comprehensive view of the rear area of the vehicle. You should also look around outside your vehicle and use your mirrors to confirm rearward clearance. Cold weather will limit effectiveness and view may become cloudy. 24. Before towing, confirm your vehicle and trailer are compatible, hooked up and loaded properly and that you have any necessary additional equipment. Do not exceed any Weight Ratings and follow all instructions in your *Owner's Manual*. The maximum you can tow depends on base curb weight plus the total weight of any cargo, occupants, and added vehicle equipment. "Added vehicle equipment" includes additional standard/optional equipment and accessories added by the manufacturer, dealers, and/or vehicle owners. The only way to be certain of your vehicle's exact curb weight is to weigh your vehicle without passengers or cargo. 25. "Payload capacity" is the calculation of GVWR minus curb weight and should be used for comparison purposes only. Do not exceed any Weight Ratings and follow all instructions in your *Owner's Manual*. The maximum you can haul (payload) depends on base curb weight plus the total weight of any cargo, occupants, and added vehicle equipment. "Added vehicle equipment" includes additional standard/optional equipment and accessories added by the manufacturer, dealers, and/or vehicle owners. The only way to be certain of your vehicle's exact curb weight is to weigh your vehicle without passengers or cargo. 26. With Utility Package. 27. Trailer-Sway Control (TSC) is an electronic system designed to help the driver maintain vehicle control under adverse conditions. It is not a substitute for safe driving practices. Factors including speed, road conditions and driver steering input can all affect whether TSC will be effective in preventing a loss of control. Please see your *Owner's Manual* for further details. 28. 2015 EPA-estimated mileage. Actual mileage will vary. 29. This floor mat was designed specifically for use in your model and model year vehicle and SHOULD NOT be used in any other vehicle. To avoid potential interference with pedal operation, each mat must be secured with retention hooks/clips. Do not install a floor mat on top of an existing floor mat. 30. 16-in. performance tires are often expected to experience greater tire wear than conventional tires. Tire life may be substantially less than mileage expectancy, depending upon tires used and driving conditions. 31. Cargo and load capacity limited by weight and distribution. 32. The Toyota Genuine Accessory Warranty will only apply when the installation is performed by a trained Toyota-approved installer. Please see dealer for details. 33. Available for vehicles with factory remote keyless entry. 34. The TRD supercharger is to be sold only as a dealer-installed or over-the-counter option after retail sale of the vehicle. The supercharger may not be sold to the customer at the same time as the new vehicle and may not be financed together with the new vehicle. Please see the TRD catalog, visit www.trdusa.com or call 800-688-5912 for a complete list of TRD products and warranty information. Emission-legal for aftermarket sale via C.A.R.B. Executive Order.

WARRANTIES

Every Toyota Car, Truck and SUV is built to exceptional standards. And that's not idle boasting.

We back it up with these Limited Warranty Coverages:

Basic: 36 months/36,000 miles (all components other than normal wear and maintenance items).

Powertrain: 60 months/60,000 miles (engine, transmission/transaxle, drive system, seatbelts and airbags).

Rust-Through: 60 months/unlimited miles (corrosion perforation of sheet metal).

Emissions: Coverages vary under Federal and California regulations. Refer to applicable *Warranty and Maintenance Guide* for details.

Accessories: For Genuine Toyota Accessories purchased at the time of the new vehicle purchase, the Toyota Accessory Warranty coverage is in effect for 36 months/36,000 miles from the vehicle's in-service date, which is the same coverage as the Toyota New Vehicle Limited Warranty.

For Genuine Toyota Accessories purchased after the new vehicle purchase the coverage is 12 months, regardless of mileage, from the date the accessory was installed on the vehicle, or the remainder of any applicable new vehicle warranty, whichever provides greater coverage, with the exception of car covers. Car covers are warranted for 12 months from the date of purchase and do not assume any coverage under the Toyota New Vehicle Limited Warranty.

You may be eligible for transportation assistance if it's necessary that your vehicle be kept overnight for repairs covered under warranty. Please see your authorized Toyota dealership for further details.

For complete details about Toyota's warranties, please visit www.toyota.com, refer to the applicable *Warranty and Maintenance Guide* or see your Toyota dealer.

TOYOTA FINANCIAL SERVICES



Toyota Rewards Visa®

Toyota helps you get more out of every dollar you spend. By rewarding you for every purchase you make, the Toyota Rewards Visa® adds even more value to doing the things you love.

Turn everything you buy into points to redeem toward parts, accessories or an eligible vehicle purchase or lease at your Toyota dealer. Earn 5 points for every \$1 spent at participating Toyota dealers and 1 point for every \$1 spent everywhere else Visa is accepted.*

Visit www.toyotarewardsvisa.com for complete details.

Toyota Financial Services (TFS)† is a leading provider of automotive financial services, offering an extensive line of financing plans along with a variety of vehicle and payment protection products to Toyota customers and dealers in the U.S. For more information on TFS products and services, visit www.toyotafinancial.com

Toyota Tacoma is designed to meet most off-road driving requirements. Abusive use may result in bodily harm or damage. Toyota encourages responsible operation to protect you, your vehicle and the environment. Seatbelts should be worn at all times. Please do not allow passengers to ride in the cargo area. Towing hitch receiver/ball mount kits are not intended to provide crash protection. For details on vehicle specifications, standard features and available equipment in your area, contact your Toyota dealer. A vehicle with particular equipment may not be available at the dealership. Ask your Toyota dealer to help locate a specifically equipped vehicle.



For Toyota Mobility program details, go to www.toyota.com/mobility or call the Toyota Customer Assistance Center at 1-800-331-4331

*On approved credit. You must have a valid permanent home address in the 50 United States or the District of Columbia. Terms, conditions and restrictions apply and are fully described in the Toyota Rewards Visa Cardmember Agreement and the Toyota Rewards Program Terms and Conditions received with your card. Points earned are based on net purchases. Points-earning maximums apply and points will expire as described in the Rewards Terms and Conditions. Redemption only available at participating Toyota dealerships in the continental U.S. and Alaska. Points cannot be redeemed for cash. Please contact your participating Toyota dealer for information regarding restrictions your dealer may impose on the use of credit cards related to vehicle purchases or leases. The creditor and issuer of the Toyota Rewards Visa is Toyota Financial Savings Bank. Toyota Financial Services is a service mark used by Toyota Financial Savings Bank.

†Toyota Financial Services is a service mark for Toyota Motor Credit Corporation and Toyota Motor Insurance Services, Inc.

All information presented herein is based on data available at the time of posting, is subject to change without notice and pertains specifically to mainland U.S.A. vehicles only. Prototypes shown. Actual production vehicles may vary.

