

2017 TRANSIT CONNECT & TRANSIT PASSENGER WAGONS





BUILT FOR LIVING MORE OF LIFE TOGETHER.

From everyday errands to memory-making getaways, Ford Passenger Wagons are designed to help you bring all of your loved ones along for the ride. With your choice of seating configurations for 5 to 15 people, these versatile vehicles are purpose-built for large, active, fun-loving families like yours.

TRANSIT CONNECT

5- to 7-passenger seating
104.2-cu.-ft. max. cargo capacity¹
72.6" max. exterior height
EPA-estimated rating of 27 hwy mpg²

TRANSIT

8- to 15-passenger seating
414.1-cu.-ft. max. cargo capacity³
108.6" max. exterior height
EPA-estimated rating of 19 hwy mpg⁴

2017 Transit Connect & Transit Passenger Wagons | ford.com

Transit Connect XLT LWB in Silver and Transit MR LWB in Ingot Silver, both with available equipment. ¹Max. cargo room behind 1st row with rear seats folded and when properly equipped. ²EPA-estimated rating of 19 city/27 hwy/22 combined mpg. Actual mileage will vary. ³Max. cargo room behind 1st row with rear seats removed and when properly equipped. ⁴EPA-estimated rating of 15 city/19 hwy/16 combined mpg, 3.5L EcoBoost V6. Actual mileage will vary.



SIZED RIGHT FOR YOUR NEEDS.

Party of 7 or fewer? The nimble Transit Connect offers you dual sliding side doors, plus a low step-in height for easy entry and exit.

Transporting 8 or more? Transit offers you lots of options, including 3 different roof heights. LR models are designed to fit in most garages, while MR and HR models make it easy to stand and help your passengers properly secure themselves and their gear. Go with the standard 60/40 swing-out passenger-side door on Transit LR, or opt for the sliding design on LR¹, MR or HR. Transit HR LWB EL models also offer you up to 414.1 cu. ft. of cargo space behind the 1st-row seats.

Plus, a tilt and telescoping steering column is standard on all Ford Passenger Wagons to help drivers of varying statures personalize their driving position.

TRANSIT CONNECT



SWB | Short Wheelbase



LWB | Long Wheelbase

SEATS | Wheelbase

5 | SWB



6 | LWB



7 | LWB



TRANSIT



RWB | Regular Wheelbase
LR | Low Roof




LWB | Long Wheelbase
MR | Medium Roof




LWB | Long Wheelbase
EL | Extended Length
HR | High Roof

SEATS | Wheelbase
Roof Height

8 | RWB
LR, MR



10 | RWB
LR, MR



12 | LWB
LR, MR, HR



15 | LWB
LR, MR, HR



15 | LWB
EL
HR



TRANSIT CONNECT

Start each day with a positive outlook in Transit Connect. With a 5-star overall vehicle score, it received the government's highest safety rating¹. Short wheelbase (SWB) models offer you 2 rows of seating and 46.9 cu. ft. of rear cargo space. Long wheelbase (LWB) models feature 3 rows of seating [A], plus up to 104.2 cu. ft. of cargo space with the 2nd- and 3rd-row [B] seats folded. Your seat trim options include vinyl, cloth² or leather² [C]. LWB models also offer you a choice of buckets² or a 60/40 split-folding seat [D] in the 2nd row. Vinyl flooring helps make XL LWB models easy to clean. Choose a rear liftgate or 180° swing-out rear cargo doors² for convenient access to the back. And use the Quickclear™ electric windshield defroster² to chase the chill away on those extra-early mornings. Family adventures await.



TRANSIT



The more, the merrier. If that's your motto, Transit is your vehicle. Room for up to 15 people combines with amenities like rain-sensing windshield wipers⁴ and a new power running board¹ [A] to help your days run smoothly. Rugged vinyl flooring is standard on XL and optional on XLT models – wash it clean with a hose if needed. A class-best² interior height on High Roof (HR) models lets you help secure young riders or find your own seat without bumping your head – even if you're 6'4" tall. Passengers can also adjust the reclining seat backs¹ and inboard armrests¹ to make themselves comfy. You'll find a class-best factory-built cargo capacity behind the 5th row in 15-passenger EL models [B]; plus, you can remove some seats to create even more cargo space if needed. And the Easy Fuel[®] capless fuel filler [C] is located near the driver's door on every Transit. As the driver, you can enjoy its easy maneuverability [D] and heated front seats¹ [E], plus helpful technologies like a rear view camera, side-wind stabilization³ [F], and lane-keeping alert.¹ Safety takes priority with front and front-seat side airbags for the driver and front passenger, 3-point safety belts for every seat, and a Safety Canopy[®] System with side-curtain airbags for all seating rows – including the industry's first 5-row side-curtain airbag on 15-passenger models.⁴



2017 Transit Connect & Transit Passenger Wagons | ford.com

15-passenger XLT 350 HR LWB EL cloth-trimmed interior in Pewter with available equipment. ¹Available feature. ²Class is Full-Size Vans based on Ford segmentation. ³Remember that even advanced technology cannot overcome the laws of physics. It's always possible to lose control of a vehicle due to inappropriate driver input for the conditions. ⁴Always wear your safety belt and secure children in the rear seat, if equipped, and follow airbag warning label instructions.



WHEELS



16" Steel
with Styled Wheel Covers
Standard: XL



16" Steel
with Styled Wheel Covers
Standard: XLT



16" Aluminum
with Locking Wheel Lugs
Standard: TITANIUM
Optional: XLT



17" Aluminum
with Locking Wheel Lugs
Optional: XLT and TITANIUM



17" Premium Black-Painted
Machined Aluminum
Optional: XLT and TITANIUM

SELECT STANDARD FEATURES

Mechanical

2.5L Duratec® I-4 engine
6-speed SelectShift® automatic transmission
Battery saver
Brakes – Power 4-wheel disc with Anti-Lock Brake System (ABS)
Electric power-assisted steering (EPAS)
Fuel tank – 15.8-gallon
Full-size spare tire
Hill start assist
Wheels – 16" steel with styled wheel covers

Seating

Front – Bucket seats

Interior

12-volt powerpoints – 2 in center console (front and rear) and 1 in rear cargo area
Cruise control
Dual front map lights and rear overhead courtesy light
Front doors – Inner door bins with bottle recesses and illuminated window switches
Overhead storage shelf with grab handles
Power door locks with central locking
Premium front center closeable console with 2 cupholders
Rear cupholders – 2 in 2nd row and 2 in 3rd row (3rd row LWB only)
Remote Keyless Entry System with 2 key fobs
Reverse Sensing System
Tilt/telescoping steering column

Exterior

Dual sliding side doors
Easy Fuel® capless fuel filler
Rear liftgate with fixed glass
Rear-window defroster
Windshield wipers – Variable-intermittent front and rear with wash feature

Safety & Security

AdvanceTrac® with RSC® (Roll Stability Control™) and Curve Control¹
Airbags – Driver and front-passenger front²
Airbags – Front-seat side²
Airbags – Side-curtain for all rows² (SWB 1st/2nd rows; LWB 1st/2nd/3rd rows)
SecuriLock® Passive Anti-Theft System
Tire Pressure Monitoring System (excludes spare)



¹Remember that even advanced technology cannot overcome the laws of physics. It's always possible to lose control of a vehicle due to inappropriate driver input for the conditions.

²Always wear your safety belt and secure children in the rear seat, if equipped, and follow airbag warning label instructions.

TRANSIT CONNECT SPECIFICATIONS

See your local Ford Dealer for complete details on Transit Connect.

SELECT OPTIONAL FEATURES

S : Standard O : Optional

		TITANIUM	
XL	XLT		
		Seating	
S			Front – 6-way manual driver's seat with manual lumbar
	S		Front – 6-way power driver's seat with manual lumbar
		S	Front – 6-way power driver's heated seat with manual lumbar
S			Front – 4-way manual passenger seat with fold-flat back
	S		Front – 4-way manual passenger seat with manual lumbar
		S	Front – 4-way manual passenger heated seat with manual lumbar
S	S	%	Rear – 2nd-row 3-passenger 60/40 split-folding seat (SWB/LWB)
	S	S	Rear – 2nd-row 60/40 split-fold seat with folding armrest
	S	S	Rear – 2nd-row 60/40 removable fold-and-tumble seat (SWB)
		O	Rear – 2nd-row fold-flat bucket seats (LWB)
S	S	S	Rear – 3rd-row 4-way manual fold-flat bucket seats (LWB)
S			Trim – Pewter vinyl
O	S		Trim – Charcoal Black cloth
	S		Trim – Medium Stone cloth
	O	S	Trim – Medium Stone leather-trimmed
		Interior	
S			AM/FM stereo with audio input jack and 4 speakers
O			AM/FM stereo/single-CD player with audio input jack and 4 speakers
O			AM/FM stereo/single-CD player with SYNC, ¹ audio input jack and 6 speakers
O			AM/FM stereo/single-CD player with audio input jack, 6 speakers and rear view camera
O	S		AM/FM stereo/single-CD player with SYNC, ¹ audio input jack, 6 speakers and rear view camera
	O		AM/FM stereo/single-CD player with SYNC, ¹ SiriusXM [®] Radio with 6-month All Access trial subscription, HD Radio, [™] audio input jack, 6 speakers and rear view camera
	O	S	AM/FM stereo/single-CD player with SYNC 3, ¹ 6.5" color LCD capacitive touchscreen, SiriusXM Radio, HD Radio, Navigation System, 6 speakers and rear view camera
S	S		Air conditioning – Manual, front
	O	S	Air conditioning – Dual-zone electronic automatic temperature control, front
S	S	S	Air conditioning – Manual, rear seat (LWB)

		TITANIUM	
XL	XLT		
O	O	O	Cargo net kit – Vertical (divides seat from cargo area)
		S	Driver and front-passenger sun visors with mirrors
S		O	Flooring – Vinyl
		S	Flooring – Carpeted
O	O	O	Forward Sensing System
		O	Leather-wrapped steering wheel and shifter knob
		S	Locking and illuminated glove compartment
O	O	O	Overhead console – Aircraft-style mid-vehicle (n/a with panoramic fixed-glass Vista Roof [®] or cargo net kit)
		O	Overhead console – Aircraft-style rear-vehicle (SWB; requires panoramic fixed-glass Vista Roof)
		S	Overhead front storage shelf with grab handles, sunglasses holder and child observation mirror
	O	O	Panoramic fixed-glass Vista Roof with power sunshade
S			Windows – Power with one-touch-down on driver's side
		S	Windows – Power with one-touch-up/-down
		Exterior	
		S	Automatic headlamps – Wiper-activated with follow-me-home lighting
S			Bodyside moldings – Gray
		S	Bodyside moldings – Body-color
O	O	S	Cornering front fog lamps
S			Door handles – Black
		S	Door handles – Body-color
S			Mirrors – Black sideview with manual adjust and fold
O	S		Mirrors – Black sideview heated with power-adjustable glass, manual fold and integrated blind spot mirrors
		O	Mirrors – Black sideview heated with power-adjustable glass, power-folding and integrated blind spot mirrors
		S	Mirrors – Body-color sideview heated with power-adjustable glass, power-folding and integrated blind spot mirrors
O	S	S	Privacy glass from B-pillars back
O	O	O	Quickclear [™] electric windshield defroster with heated power-adjustable sideview mirrors
		O	Remote Start System (includes perimeter alarm)
O	O	O	Roof rack with crossbars
O	S	S	Roof rails

		TITANIUM	
XL	XLT		
		Safety & Security	
O	S	S	MyKey [®]
O	O	O	Perimeter alarm
		Driver-Assist Technology	
	O	O	BLIS [®] (Blind Spot Information System) with cross-traffic alert
O	S		SYNC Voice Recognition Communications and Entertainment System ¹
	O	S	SYNC 3 Enhanced Voice Recognition Communications and Entertainment System ¹
	S	S	Windshield wipers – Rain-sensing front
		Packages	
	O		XLT Premium Package includes SYNC 3, ¹ dual-zone electronic automatic temperature control, 16" aluminum wheels with locking wheel lugs, aircraft-style mid-vehicle overhead console, and leather-trimmed seats
		O	TITANIUM Premium Package includes BLIS with cross-traffic alert, Forward and Reverse Sensing Systems, panoramic fixed-glass Vista Roof with power sunshade, and 17" premium Black-painted machined aluminum wheels
O	O	O	Trailer Tow Package includes Class I trailer hitch receiver, trailer wiring module, 4-pin connector, and trailer sway control

¹Don't drive while distracted. Use voice-operated systems when possible; don't use handheld devices while driving. Some features may be locked out while the vehicle is in gear. Not all features are compatible with all phones. Message and data rates may apply.

WHEELS



16" Silver Steel
with Black Hubcap
Standard: XL



16" Black Steel
with Silver-Styled Cover
Standard: SRW XLT
Optional: XL



16" Easy-To-Clean Aluminum
with Locking Lug Nuts
Optional: SRW (Single Rear Wheel)
(n/a with 9,500 lbs. GVWR or greater)



16" Silver Steel
with Silver Front Hubcap
(front wheel shown)
Standard: DRW (Dual Rear Wheel)

SELECT STANDARD FEATURES

Mechanical

3.7L Ti-VCT V6 engine
6-speed SelectShift® automatic transmission
Battery – Single, 70-amp-hr (gas engines)
Brakes – Power 4-wheel disc with Anti-Lock Brake System (ABS)
Fuel tank – 25-gallon
Hill start assist
Steering – Power-assisted rack-and-pinion
Suspension – Front: independent MacPherson-strut and stabilizer bar; rear: leaf springs and heavy-duty gas shock absorbers
Tires – 235/65R16 BSW all-season (SRW)
Tires – 195/75R16 BSW all-season (DRW)
Wheels – Full-size spare tire and wheel, 4-ton jack and tool kit

Seating

8-passenger (RWB)
12-passenger (LWB)
15-passenger (LWB EL)

Interior

Front overhead console (n/a on LR models)
Lighting – Accessory delay
Lighting – Cargo area LED load compartment lighting
Lighting – Front dome light with map lights and theater-dimming feature
Locks – Power door (includes autolocking-on-drive feature)
Mirror – Rearview
Power outlets – 12-volt powerpoint, 1 in instrument panel, 1 in center console, 1 in rear
Remote Keyless Entry System with 2 key fobs
Steering column – Tilt/telescoping
Windows – Power front

Exterior

Easy Fuel® capless fuel filler
Glass – Solar tinted (optional with RV Prep Package on XLT)
Mirrors – Black, short-arm, power sideview
Rear view camera with trailer hitch assist
Roof marker lamps (DRW)
Windows – Fixed, all-around (RWB and LWB)
Windows – All-around with 4th-row flip-open glass (LWB EL)
Windshield wipers – Variable-intermittent

Safety & Security

AdvanceTrac® with RSC® (Roll Stability Control™)¹
Airbags – Driver and front-passenger front²
Airbags – Front-seat side²
Airbags – Safety Canopy® System with side-curtains for all rows²
Safety belts – 3-point for all seating positions
Tire Pressure Monitoring System (SRW; excludes spare)



¹Remember that even advanced technology cannot overcome the laws of physics. It's always possible to lose control of a vehicle due to inappropriate driver input for the conditions.

²Always wear your safety belt and secure children in the rear seat, if equipped, and follow airbag warning label instructions.

SELECT OPTIONAL FEATURES

S : Standard O : Optional

XL		XLT	
Mechanical			
O	O	3.5L EcoBoost® V6 engine	
O	O	3.2L Power Stroke® I-5 Turbo Diesel engine (restrictions apply; includes cruise control with message center, dual heavy-duty batteries and PTC heater)	
O	O	Alternator – Heavy-duty	
O	O	Engine block heater (recommended when minimum temperature is 10°F or below; standard on diesel)	
O	O	Trailer brake controller (requires Heavy-Duty Trailer Tow Package)	
Driver-Assist Technology			
O	O	Lane-keeping alert with Driver Alert System ¹ with Level 2 instrument cluster and leather-wrapped steering wheel	
O	O	SYNC® Voice Recognition Communications and Entertainment System ^{2,3} with smart-charging USB port	
O	O	SYNC 3 Enhanced Voice Recognition Communications and Entertainment System ^{2,3} with 2 smart-charging USB ports	
O	S	Windshield wipers – Rain-sensing with autolamp headlamps	
Seating			
O	O	10-passenger (RWB)	
O	O	15-passenger (LWB)	
S		Pewter vinyl, 2-way manual driver and front-passenger seats with manual recline and driver's armrest	
O		Pewter vinyl, 2-way manual driver and front-passenger seats with manual recline and inboard armrests	
O	S/O	Pewter or Charcoal cloth, 2-way manual driver and front-passenger seats with manual recline, inboard armrests and driver's manual lumbar (Pewter cloth standard on XLT)	
O	O	Pewter or Charcoal cloth, 10-way power heated driver and 2-way manual front-passenger seats with inboard armrests	
	O	Pewter or Charcoal cloth, heated, 10-way power driver and front-passenger seats with inboard armrests	
	O	Pewter leather-trimmed, heated, 10-way power driver and front-passenger seats with inboard armrests	
	S	Manual recline rear seats with inboard armrests (n/a in last row)	

XL		XLT	
Interior			
S		AM/FM stereo with audio input jack, 6 speakers and digital clock	
O	S	AM/FM stereo/single-CD player with 4" multifunction display, audio input jack and 6 speakers on XL; 8 speakers on XLT	
O	O	AM/FM stereo/single-CD player with 4" multifunction display, HD Radio ⁷ ™ SiriusXM® Radio with 6-month All Access trial subscription, audio input jack and 6 speakers on XL; 8 speakers on XLT	
O	O	AM/FM stereo/single-CD player with 4" multifunction display, message center, SYNC ² audio input jack and 6 speakers on XL; 8 speakers on XLT; and leather-wrapped steering wheel with controls for audio and multifunction display (requires cruise control)	
O	O	AM/FM stereo/single-CD player with 4" multifunction display, message center, SYNC ² HD Radio, SiriusXM Radio with 6-month All Access trial subscription, audio input jack and 6 speakers on XL; 8 speakers on XLT; and leather-wrapped steering wheel with controls for audio and multifunction display (requires cruise control)	
O	O	AM/FM stereo with SYNC 3, ² 6.5" color LCD capacitive touchscreen and Navigation System with pinch-to-zoom capability, including SiriusXM Traffic and Travel Link® with 5-year subscription, HD Radio, SiriusXM Radio with 6-month All Access trial subscription, and 6 speakers on XL; 8 speakers on XLT; leather-wrapped steering wheel with controls for audio and multifunction display; and lane-keeping alert with Driver Alert System (requires cruise control)	
S		Air conditioning – Front (LR RWB)	
S/O	S	Air conditioning – Front and rear (optional on XL LR RWB)	
O	S	Cruise control with message center including full trip computer and engine-hour meter	
S		Flooring – Carpeted front floor mats	
S	O	Flooring – Vinyl front and rear ³	
O	S	Flooring – Carpeted front and rear	
	O	Flooring – All-weather front floor mats (only available on models with carpeted flooring)	
	S	Lighting – Rear dome light with map lights and theater-dimming feature	
O	O	Power inverter (restrictions apply) – 12-volt to 110-volt (requires dual heavy-duty batteries)	

XL		XLT	
Exterior			
S	S	Doors – 60/40 swing-out passenger side (LR)	
O	O	Doors – Sliding passenger-side (LR)	
S	S	Doors – Sliding passenger-side (MR and HR)	
S	S	Doors – 180° rear cargo (RWB)	
S	S	Doors – 237° rear cargo (LWB and LWB EL)	
O	O	Glass – Privacy (includes rear-window defroster)	
S		Grille – Black with black surround	
	S	Grille – Chrome with chrome surround	
O	S	Headlamps – Autolamp with rain-sensing windshield wipers	
O	O	Rear-window defroster (requires fixed rear-door glass)	
O	O	Remote Start System (n/a with manual door locks or diesel engine)	
O	O	Reverse Sensing System	
O	O	Running board – Fixed passenger-side	
O	O	Running board – Power passenger-side	
O	O	Windows – All-around with 2nd-row driver's side flip-open glass and fixed 60/40 swing-out passenger-side door glass (optional with LR only; requires privacy glass)	
O	O	Windows – All-around with 2nd-row flip-open glass and 4th-row flip-open glass (optional on LWB EL; requires privacy glass)	
O	O	Windows – All-around with 2nd-row flip-open glass (LWB SRW with sliding passenger-side door only; requires privacy glass; n/a on LR model)	
Safety & Security			
O	O	Backup alarm ⁴	
O	O	Keys – 2 additional (4 total; manual keys with manual door locks; remote keyless entry key fobs included if equipped with power door locks)	
O	O	MyKey ^{®3} (requires SecuriLock® Passive Anti-Theft System; includes Level 2 instrumental cluster)	
O	O	Perimeter alarm (requires SecuriLock Passive Anti-Theft System; n/a with manual door locks)	
O	O	SecuriCode™ keyless entry keypad (n/a with manual door locks)	
O	O	SecuriLock Passive Anti-Theft System	
O	O	SOS Post-Crash Alert System™ (requires SYNC)	

¹Driver-assist features are supplemental and do not replace the driver's attention, judgment and need to control the vehicle. ²Don't drive while distracted. Use voice-operated systems when possible; don't use handheld devices while driving. Some features may be locked out while the vehicle is in gear. Not all features are compatible with all phones. Message and data rates may apply. ³Restrictions may apply. See your Ford Dealer for details. ⁴Ford Licensed Accessory. Some seating configurations may not include Safety Canopy side-curtain airbags or front-seat side airbags.

DIMENSIONS

	Transit Connect Passenger Wagon		Transit 150 Passenger Wagon SRW				Transit 350 Passenger Wagon SRW						HD DRW
	SWB	LWB	RWB		LWB		LR		MR		HR		LWB EL
Wheelbase	—	—	LR	MR	LR	MR	HR	HR					HR
Roof height	—	—	8	10	8	10	12	15	12	15	12	15	15
Passenger capacity	5	6, 7	3	4	3	4	4	5	4	5	4	5	5
Rows of seats	2	3	3	4	3	4	4	5	4	5	4	5	5

Exterior (in.)

Wheelbase	104.8	120.6	129.9	129.9	147.6	147.6	147.6	147.6	147.6	147.6	147.6	147.6
Length	173.9	189.7	219.9	217.8	237.6	235.5	235.5	235.5	235.5	235.5	235.5	263.9
Height	72.6	72.0	82.2	98.7	82.4	99.2	108.6	107.7	107.7	107.7	107.7	107.7
Width – Excluding mirrors	72.2	72.2	81.3	81.3	81.3	81.3	81.3	81.3	81.3	81.3	81.3	83.7
Width – Including mirrors	84.1	84.1	97.4	97.4	97.4	97.4	97.4	97.4	97.4	97.4	97.4	97.4
Width – Mirrors folded	77.4	77.4	83.2	83.2	83.2	83.2	83.2	83.2	83.2	83.2	83.2	83.2
Front track	61.4	61.4	68.2	68.2	68.2	68.2	68.2	68.2	68.2	68.2	68.2	68.5
Rear track	61.7	61.7	69.3	69.3	69.3	69.3	69.3	69.3	69.3	69.3	69.3	65.7
Front overhang	34.6	34.6	40.3	40.3	40.3	40.3	40.3	40.3	40.3	40.3	40.3	40.3
Rear overhang	34.6	34.6	49.7	47.6	49.7	47.6	47.6	47.6	47.6	47.6	47.6	76.0
Load height (curb)	23.5	22.7	28.2	28.2	28.8	28.8	28.8	28.8	28.8	28.8	28.8	27.8
Side door opening height	44.9	44.9	49.6	63.0	49.6	63.0	63.0	63.0	63.0	63.0	63.0	63.0
Side door opening width – 60/40 swing-out	—	—	51.2	—	51.2	—	—	—	—	—	—	—
Side door opening width – Sliding	24.1	33.0	51.2	51.2	51.2	51.2	51.2	51.2	51.2	51.2	51.2	51.2
Rear cargo door opening height	45.1	45.1	46.9	62.8	46.9	62.8	72.2	72.2	72.2	72.2	72.2	72.2
Rear cargo door opening width	47.0	47.0	59.8	59.8	59.8	59.8	59.8	59.8	59.8	59.8	59.8	59.8

Interior (in.)

Head room: 1st row	46.9	46.9	40.8	52.0	40.8	52.0	56.6	56.6	56.6	56.6	56.6	56.6	
2nd row	45.1	45.1	41.1	55.8	41.1	55.8	65.2	65.2	65.2	65.2	65.2	65.2	
3rd row	n/a	41.3	40.6	55.8	40.6	55.8	65.2	65.2	65.2	65.2	65.2	65.2	
4th row	—	—	—	38.7	—	55.8	38.7	55.8	65.2	65.2	65.2	65.2	
5th row	—	—	—	—	—	—	38.1	—	52.6	—	61.3	61.3	
Shoulder room: 1st row / 2nd / 3rd / 4th ¹ / 5th ¹	57.7 / 58.5	57.7 / 58.5 / 56.3	67.9 / 71.4 / 67.0 / 67.8 / —				67.9 / 71.4 / 67.0 / 67.8 / 60.8						
Hip room: 1st row / 2nd / 3rd / 4th ¹ / 5th ¹	54.2 / 58.3	54.2 / 58.2 / 47.0	67.5 / 69.6 / 67.3 / 68.0 / —				67.5 / 69.6 / 67.3 / 68.0 / 61.0						
Leg room: 1st row (max.) / 2nd / 3rd / 4th ¹ / 5th ¹	41.5 / 37.6	41.5 / 37.6 / 35.0	41.3 / 33.7 / 35.6 / 35.6 / —				41.3 / 33.7 / 35.6 / 35.6 / 35.6						
Passenger volume (cu. ft.)	120.7	166.0	177.0	230.9	235.6	313.4	230.9	284.1	313.4	386.8	359.9	445.4	445.4
Cargo length front (at floor)	70.9	85.8	124.0	124.0	141.7	141.7	141.7	141.7	141.7	141.7	141.7	170.2	
Cargo length front (at belt)	60.9	76.7	115.1	115.1	132.8	132.8	132.8	132.8	132.8	132.8	132.8	161.3	
Cargo width between wheelhouses	46.9	46.9	53.7	53.7	53.7	53.7	53.7	53.7	53.7	53.7	53.7	44.9	
Cargo height maximum	49.0	42.2	52.8	67.6	52.8	67.6	77.0	77.0	77.0	77.0	77.0	77.0	

Cargo capacity (cu. ft.)²


Cargo volume behind: 1st row	77.1	104.2	224.5	213.1	292.7	281.4	245.2	212.1	324.1	291.8	371.3	338.3	414.1
2nd row	46.9	58.9	151.8	140.4	197.9	186.6	171.7	138.7	228.5	195.5	261.7	228.7	301.7
3rd row	—	15.7	94.2	94.2	125.0	125.0	124.5	91.5	166.9	133.9	190.0	157.0	230.0
4th row	—	—	—	39.1	—	51.8	70.1	48.9	93.9	72.8	107.0	85.8	184.0
5th row	—	—	—	—	—	—	—	—	—	—	—	—	100.5

Comparisons based on competitive models (Transit Connect class is Small Vans based on Ford segmentation, and Transit class is Full-Size Vans based on Ford segmentation), publicly available information and Ford certification data at time of release. Vehicles may be shown with optional equipment. Features may be offered only in combination with other options or subject to additional ordering requirements/limitations. Dimensions shown may vary due to optional features and/or production variability. Information is provided on an "as is" basis and could include technical, typographical or other errors. Ford makes no warranties, representations, or guarantees of any kind, express or implied, including but not limited to, accuracy, currency, or completeness, the operation of the information, materials, content, availability, and products. Ford reserves the right to change product specifications, pricing and equipment at any time without incurring obligations. Your Ford Dealer is the best source of the most up-to-date information on Ford vehicles.

¹Row availability varies by seating configuration. ²Transit Connect calculated with rear seats folded. Transit calculated with rear seats removed.

EXTERIOR COLORS

1 : Transit Connect 2 : Transit



Frozen White 1



Silver¹ 1




Solar¹ 1



Deep Impact Blue¹ 1



Dark Blue 1



Guard¹ 1



Race Red 1,2



Magnetic¹ 1,2



Shadow Black 1,2




Oxford White 2



Ingot Silver¹ 2




White Gold¹ 2



Caribou¹ 2



Blue Jeans¹ 2



Green Gem¹ 2